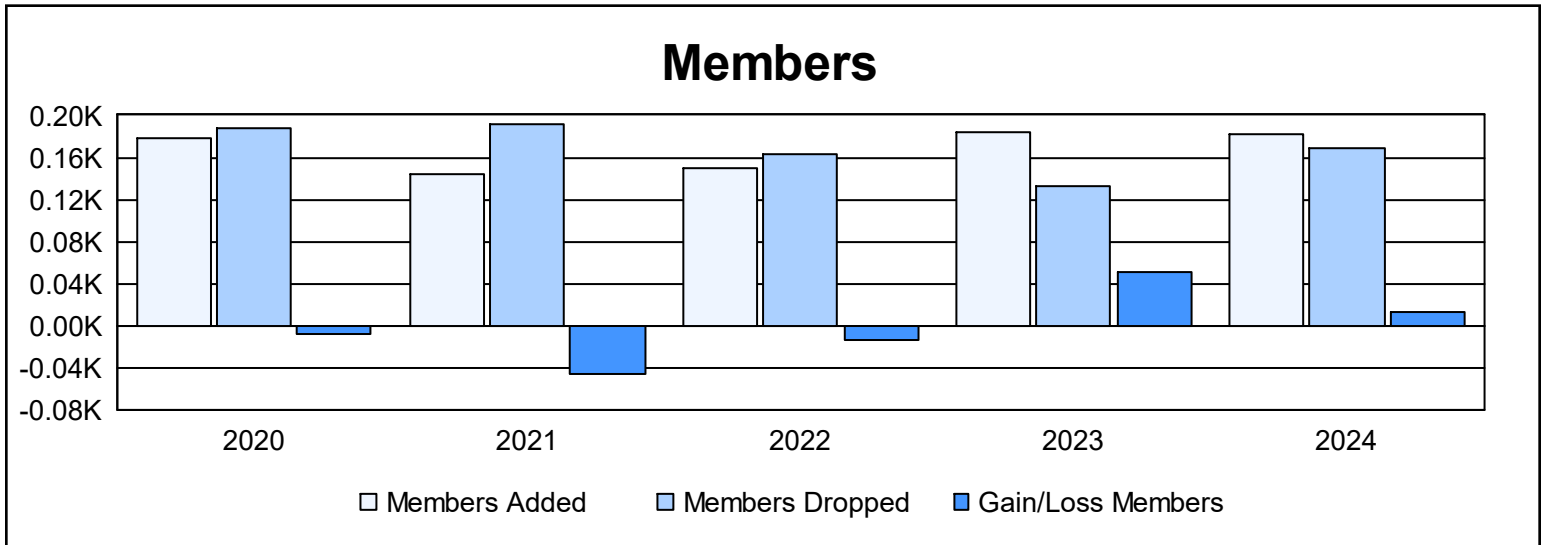
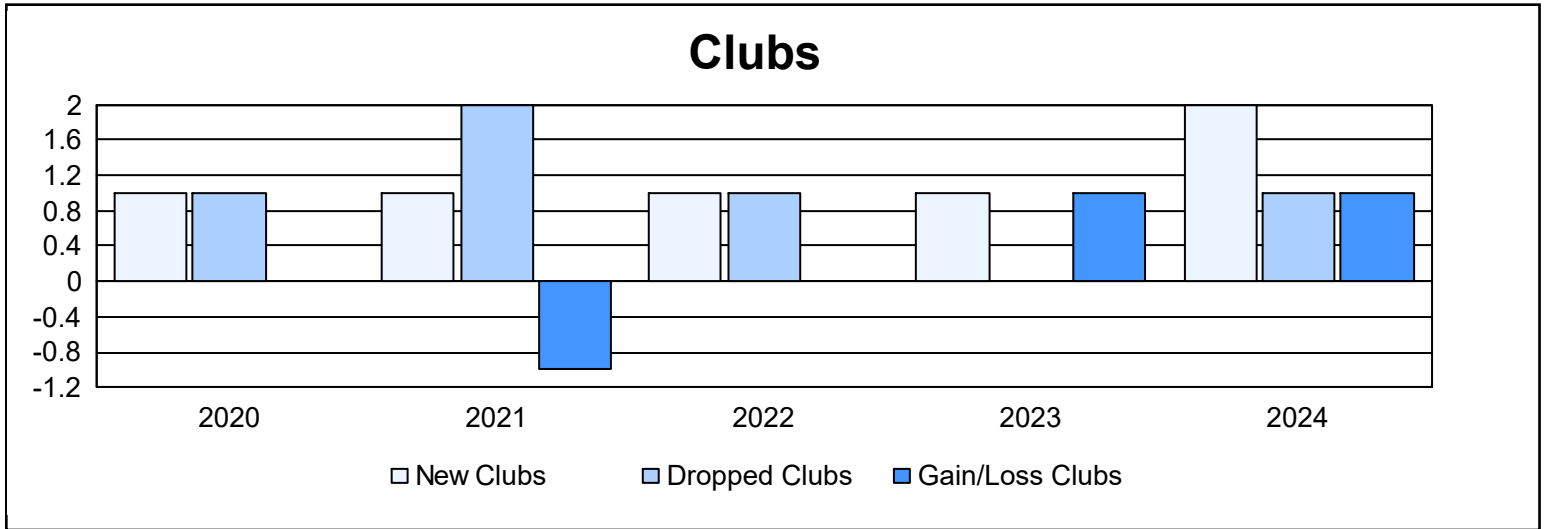
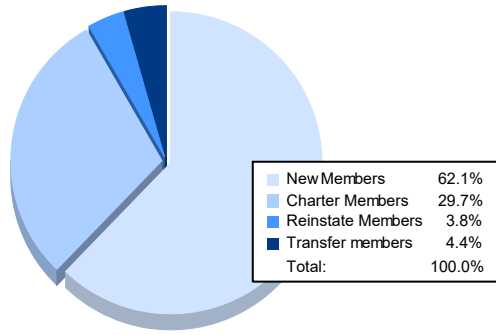


Year	New Clubs	Dropped Clubs	Gain/Loss Clubs	New Members	Charter Members	Reinstate Members	Transfer Members	Total Member Added	Total Members Dropped	Gain/Loss Members
2019-2020	1	1	0	120	27	7	25	179	187	-8
2020-2021	1	2	-1	104	22	3	15	144	191	-47
2021-2022	1	1	0	110	22	5	13	150	163	-13
2022-2023	1	0	1	133	28	8	15	184	133	51
2023-2024	2	1	1	113	54	7	8	182	169	13
<b>Average</b>	<b>1</b>	<b>1</b>	<b>0</b>	<b>116</b>	<b>31</b>	<b>6</b>	<b>15</b>	<b>168</b>	<b>169</b>	<b>-1</b>



### Membership Composition June 2024 Cumulative



### Gender Composition June 2024 Cumulative

